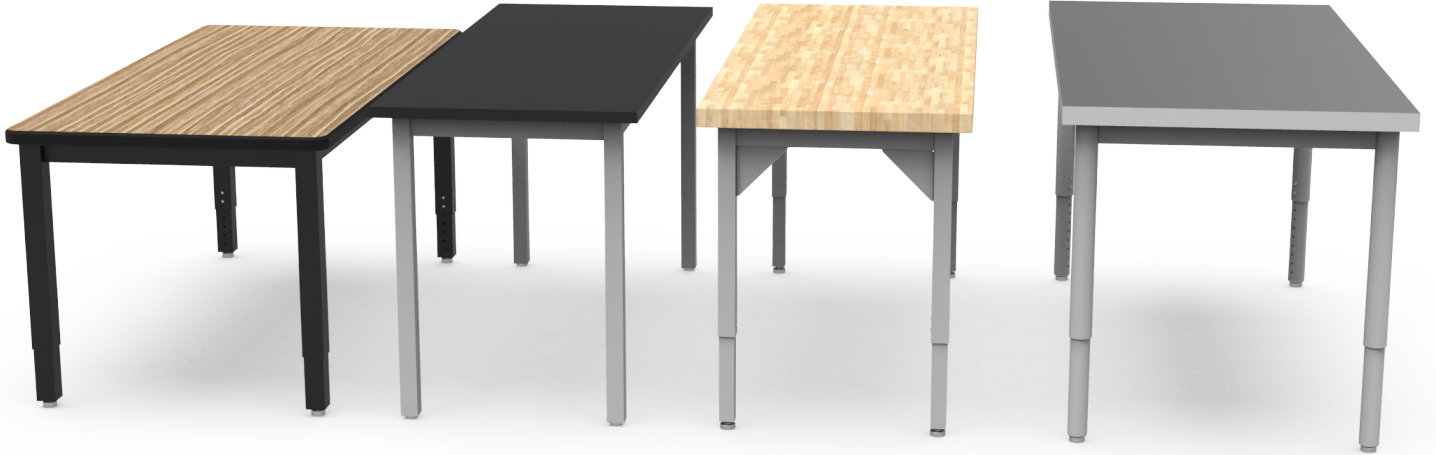


# LOBO Tables



LOB7082-ABP09-C15

**Laminate**

LOB8071-FXG4

**Phenolic  
& Epoxy**

**Note: Epoxy top with  
casters will void warranty.**

LOB9071-ADJG4-G

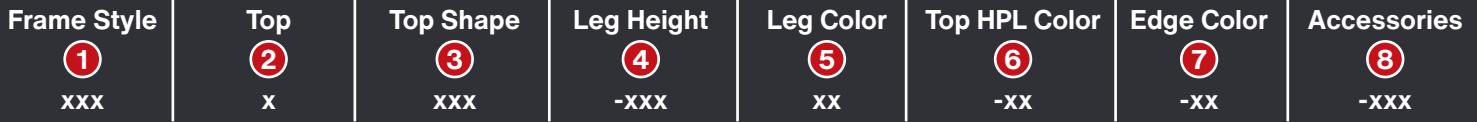
**Hardwood**

LOBSR082-ALRG4

**Stainless Steel**



# How to Build Any LOBO Table Part Number



## 1 Frame Style

**LOB** - LOBO Frame  
Ex: **LOB9067-FXG4-G**

## 2 Top

**6** - Laminate w/ 3mm Edge  
**7** - Laminate w/ Lotz Armor Edge™  
**8** - Phenolic (rectangle and trapezoid only)  
**9** - Hardwood (rectangle only)  
**E** - Epoxy (rectangle only)  
**SR** - Stainless Steel (rectangle only)  
Ex: **LOB9067-FXG4-G**

## 3 Top Shape


Refer to catalog charts  
(3 digit code)  
Ex: **LOB9067-FXG4-G**

## 4 Leg Height<sup>4</sup>

**-FX** - Square fixed legs 29.5"H  
**-ADJ** - Square Adjustable legs  
23.5" - 37.5"H  
**-ALR** - Round Adjustable legs  
23.5" - 37.5"H  
**-ABP** - Square Big Paw  
adjustable legs  
23.5" - 37.5"H  
Ex: **LOB9067-FXG4-G**

## 5 Leg Color

**G4** - Smooth Silver  
(N/A on ABP)  
**09** - Textured Black  
**Gussets are required with a hardwood top. Add -G after G4 or 09 if choosing a hardwood top.**  
Ex: **LOB9067-FXG4-G**



Heights based on laminate top.  
See catalog charts for details.

## 6 Top HPL Color

### Laminate Finishes

<b>-04</b> Almond	<b>-25</b> Grey Nebula
<b>-Z09</b> American Cherry	<b>-C88</b> Hardrock Maple
<b>-A02</b> Asian Night	<b>-60</b> Hollyberry
<b>-32</b> Bannister Oak	<b>-FV</b> Honey Maple
<b>-C97</b> Beachcomber	<b>-A40</b> Island
<b>-09</b> Black	<b>-C99</b> Little Black Dress
<b>-R01</b> Blue Agave <sup>1</sup>	<b>-C51</b> Looks Likatre <sup>1</sup>
<b>-MD</b> Blueberry Hill	<b>-D11</b> Love Letters <sup>1</sup>
<b>-C15</b> Buka Bark	<b>-A41</b> Ocean
<b>-B58</b> Burnt Strand	<b>-SR</b> Oiled Cherry
<b>-N5</b> Cassis	<b>-D18</b> Picnic in the Park
<b>-A19</b> Chocolate Warp <sup>1</sup>	<b>-D12</b> Sleeping In
<b>-A73</b> Classic Linen	<b>-T01</b> Sprout <sup>1</sup>
<b>-D19</b> Cookies & Cream	<b>-D13</b> Summer Vacation
<b>-05</b> Dove Grey	<b>-C09</b> Tangerine <sup>1</sup>
<b>-Z01</b> Earthen Warp	<b>-D17</b> Vision Vava <sup>1</sup>
<b>-D08</b> Eggplant <sup>1</sup>	<b>-D22</b> Walnut Grove
<b>-CV</b> Folkstone	<b>-03</b> White
<b>-D69</b> Forsythia	<b>-HL</b> Woolamai Brush
<b>-C98</b> Fresh Papaya	<b>-L07</b> Wrought Iron
<b>-94</b> Fusion Maple	

### Other Finishes Available<sup>6</sup>

**-52MB** Frosty White Markerboard  
**-09C** Black Chemical Resistant

## 7 Edge Color

### 3mm Edge (6)

<b>-04</b> Almond	<b>-60</b> Hollyberry
<b>-Z09</b> American Cherry	<b>-FV</b> Honey Maple
<b>-A02</b> Asian Night	<b>-A40</b> Island
<b>-32</b> Bannister Oak	<b>-C99</b> Little Black Dress
<b>-C97</b> Beachcomber	<b>-19</b> Nubian Brown <sup>2</sup> (A19)
<b>-09</b> Black	<b>-A41</b> Ocean
<b>-MD</b> Blueberry Hill	<b>-SR</b> Oiled Cherry
<b>-C15</b> Buka Bark	<b>-CQ</b> Pepperdust <sup>2</sup> (C51)(D11)
<b>-B58</b> Burnt Strand	<b>-D18</b> Picnic in the Park
<b>-N5</b> Cassis <sup>2</sup> (D08)	<b>-D12</b> Sleeping In
<b>-A73</b> Classic Linen	<b>-T01/S</b> Solid Sprout <sup>2</sup> (T01)
<b>-D19</b> Cookies & Cream	<b>-D13</b> Summer Vacation <sup>2</sup> (R01)
<b>-05</b> Dove Grey	<b>-D22</b> Walnut Grove
<b>-Z01</b> Earthen Warp	<b>-03</b> White
<b>-CV</b> Folkstone <sup>2</sup> (D17)	<b>-HL</b> Woolamai Brush
<b>-D69</b> Forsythia	<b>-L07</b> Wrought Iron <sup>2</sup> (C51)
<b>-C98</b> Fresh Papaya <sup>2</sup> (C09)	
<b>-94</b> Fusion Maple	
<b>-25</b> Grey Nebula	
<b>-C88</b> Hardrock Maple	

### Lotz Armor Edge™ (7)

#### Standard

Black  
**-S04** Dove Grey  
**-S05** Slate Grey  
**-S03** Indigo  
Black AE™ is default  
if no color is chosen.

#### Premium<sup>6</sup>

**-S25** Blue  
**-S23** Purple  
**-S22** Red  
**-S26** Orange  
**-S24** Green


## 8 Accessories

**-FG** Soft Touch glides  
**-SG** Steel Glides  
**-HG** Grand Hank Glides  
**-CA** Locking Casters<sup>5</sup>  
**-2CA** Wheelbarrow<sup>5</sup>  
(2 Locking Casters)  
(N/A on fixed legs)  
**-HDCA** Heavy Duty  
Locking Casters<sup>5</sup>  
**-2HDCA** Wheelbarrow<sup>5</sup>  
(2 Heavy Duty  
Locking Casters)  
(N/A on fixed legs)  
**-HDCC\_** Heavy Duty Colored  
Locking Casters<sup>5</sup>  
**-2HDCC\_** Wheelbarrow<sup>5</sup>  
(2 Heavy Duty Colored  
Locking Casters)  
(N/A on fixed legs)  
**-G** Corner Gusset Kit  
(standard on hardwood  
top and only available on  
rectangle and round tops)  
**-GR** Grommet w/ Cover  
(includes cutout)<sup>5</sup>  
**-WM** Metal Wire Management<sup>5</sup>  
**-BPH** Backpack Hook (set of 2)<sup>3</sup>

## Additional Options

Non-Standard Edge Band  
Custom Sizes  
Power Supply Modules

## Standard HPL Color Selections



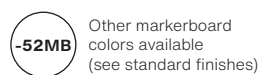
## Standard AE™ Colors



## Premium AE™ Colors<sup>6</sup>



## Markerboard<sup>6</sup>



Other markerboard  
colors available  
(see standard finishes)

## Standard Leg Colors



All laminates and 3mm above are considered standard options. For a list of stocked options please view the Standard Finishes in the back of the catalog. Available quantities, sizes and lead times may vary based on market fluctuation. Contact customer service for lead times.

### Disclaimer Guide

<sup>1</sup>Matching edge banding is not available for these patterns.

<sup>2</sup>Complementary 3mm edge band color for unavailable patterns in parenthesis.

<sup>3</sup>Color matches leg color

<sup>4</sup>Overall height may slightly vary based on top type.

<sup>5</sup>N/A on epoxy top.

<sup>6</sup>Additional charges apply.

## Black Chemical Resistant Top<sup>6</sup>

**-09C** Non-Black Chemical Resistant  
top also available.  
Call Estimating for details.