



ELO® Broadhead Table



ELS7315-FXG4-B58-S05



How to Build Any ELO® Table Part Number

Leg Style

1

XXX

Top

2

X

Top Shape

3

XXX

Leg Height

4

-XXX

Leg Color

5

XX

Top HPL Color

6

-XX

Edge Color

7

-XX

Accessories

8


-XXX

1 Leg Style

ELO - ELO® Square Curved
ELS - ELO® Straight Round
ELP - ELO® Pin Straight Round
 Ex: **ELP7803-ADJG4**

2 Top

6 - Laminate w/ 3mm Edge
7 - Laminate w/ Lotz Armor Edge™
 Ex: **ELP7803-ADJG4**



3 Top Shape

825 - Benton
802 - Bridge
315 - Broadhead
803 - Circlet
250 - Clover
 Court (see catalog)
842 - Crescent
845 - Curved (24" x 63")
844 - Curved (27" x 85")
(tops 844 and 845 only available with ELS -FX and ELP -ADJ legs)
319 - Double Diamond
826 - Delta
827 - Double Delta
843 - Dreamer
839 - Dreamer XL
252 - Edge
253 - Edge XL

255 - Flower
 Horseshoe (see next page)
817 - Hubbard
 Kidney (see next page)
812 - Link
806 - Manta
808 - Nimbus
 Rectangle (see catalog)
804 - Reef
837 - Reef XL
 Round (see catalog)
 Half-Round (see catalog)
835 - Mini Spooner
322 - Spooner
805 - Tide
831 - Tide XL
212 - Trapezoid (24" x 48")
211 - Trapezoid (30" x 60")
801 - Tri

4 Leg Height

-FX - Fixed Height (ELS only)
-MJA - Mini Adjustable Height (ELS only)
-EJA - Junior/Universal Adjustable Height
-ADJ - Adjustable Height (N/A on ELS)
 Ex: **ELP7803-ADJG4**

5 Leg Color

G4 - Smooth Silver
09 - Textured Black (N/A on ELP, ELS -FX & ELS -MJA)
 Ex: **ELP7803-ADJG4**

6 Top HPL Color

Laminate Finishes

-04 Almond	-25 Grey Nebula
-Z09 American Cherry	-C88 Hardrock Maple
-A02 Asian Night	-60 Hollyberry
-32 Bannister Oak	-FV Honey Maple
-C97 Beachcomber	-A40 Island
-09 Black	-C99 Little Black Dress
-R01 Blue Agave ¹	-C51 Looks Likatre ¹
-MD Blueberry Hill	-D11 Love Letters ¹
-C15 Buka Bark	-A41 Ocean
-B58 Burnt Strand	-SR Oiled Cherry
-N5 Cassis	-D18 Picnic in the Park
-A19 Chocolate Warp ¹	-D12 Sleeping In
-A73 Classic Linen	-T01 Sprout ¹
-D19 Cookies & Cream	-D13 Summer Vacation
-05 Dove Grey	-C09 Tangerine ¹
-Z01 Earthen Warp	-D17 Vision Vava ¹
-D08 Eggplant ¹	-D22 Walnut Grove
-CV Folkstone	-03 White
-D69 Forsythia	-HL Woolamai Brush
-C98 Fresh Papaya	-L07 Wrought Iron
-94 Fusion Maple	

7 Edge Color

3mm Edge (6)

-04 Almond	-60 Hollyberry
-Z09 American Cherry	-FV Honey Maple
-A02 Asian Night	-A40 Island
-32 Bannister Oak	-C99 Little Black Dress
-C97 Beachcomber	-19 Nubian Brown ² (A19)
-09 Black	-A41 Ocean
-MD Blueberry Hill	-SR Oiled Cherry
-C15 Buka Bark	-CQ Pepperdust ² (C51)(D11)
-B58 Burnt Strand	-D18 Picnic in the Park
-N5 Cassis ² (D08)	-D12 Sleeping In
-A73 Classic Linen	-T01/S Solid Sprout ² (T01)
-D19 Cookies & Cream	-D13 Summer Vacation ² (R01)
-05 Dove Grey	-D22 Walnut Grove
-Z01 Earthen Warp	-03 White
-CV Folkstone ² (D17)	-HL Woolamai Brush
-D69 Forsythia	-L07 Wrought Iron ² (C51)
-C98 Fresh Papaya ² (C09)	
-94 Fusion Maple	
-25 Grey Nebula	
-C88 Hardrock Maple	

Lotz Armor Edge™ (7) Standard

Black
-S04 Dove Grey
-S05 Slate Grey
-S03 Indigo
 Black AE™ is default if no color is chosen.

Premium⁶

-S25 Blue
-S23 Purple
-S22 Red
-S26 Orange
-S24 Green

8 Accessories

-FG Soft Touch Glides
-SG Steel Glides
-HG Grand Hank Glides (standard on ELS -FX/-MJA legs)
-CA Locking Casters
-2CA Wheelbarrow (2 Locking Casters)
-P14CH Plastic Book Box (for ELO Legs)
-P23CH Plastic Book Box (for ELS & ELP Legs)
-LW Wire Basket
-TB Tote Tray Kit
-BPH Backpack Hook³
-GR Grommet w/ Cover (includes cutout)
-WM Metal Wire Management (Rectangle and Court Tables only. N/A on 48" Court Table w/ Pedestal Base.
-LMOD_ Laminate Modesty Panel (rectangle tables only)

Other Finishes Available⁶

-52MB Frosty White Markerboard
-09C Black Chemical Resistant

Standard HPL Color Selections



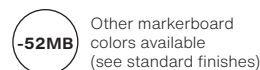
Standard AE™ Colors



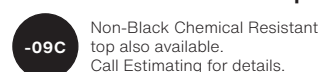
Premium AE™ Colors⁶



Markerboard⁶



Black Chemical Resistant Top⁶



Standard Base Colors



09 only available on ELO -ADJ/EJA and ELS -EJA

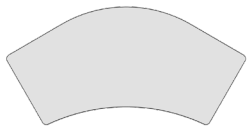
All laminates and 3mm above are considered standard options. For a list of stocked options please view the standard finishes in the back of the catalog. Available quantities, sizes and lead times may vary based on market fluctuation. Contact customer service for lead times.

Disclaimer Guide

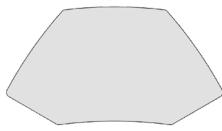
¹Matching edge banding is not available for these patterns.
²Complementary 3mm edge band color for unavailable patterns in parenthesis.
³Color matches leg color
⁶Additional charges apply.

ELO® Tables

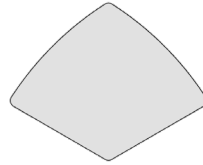
ELO® Table Top Shapes



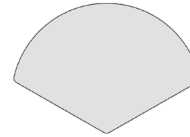
825 Benton




802 Bridge



315 Broadhead




803 Circler



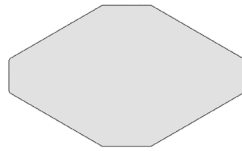
250 Clover



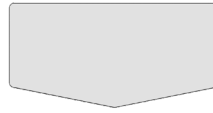
Court



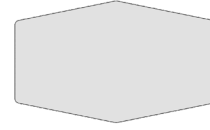
842 Crescent



319 Double Diamond




826 Delta



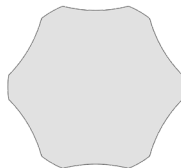
827 Double Delta



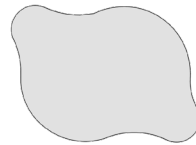
843 Dreamer
839 Dreamer XL



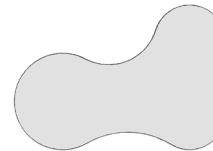
252 Edge
253 Edge XL



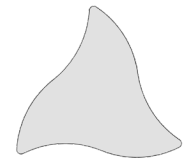
255 Flower



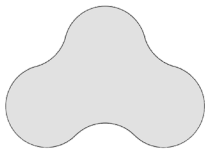
817 Hubbard



812 Link



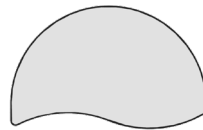
806 Manta




808 Nimbus



Rectangle



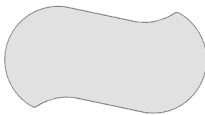
804 Reef
837 Reef XL



Round



Half-Round



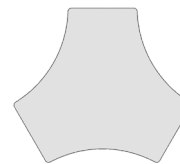
835 Mini Spooner
322 Spooner



805 Tide
831 Tide XL



Trapezoid
212 24" x 48"
211 30" x 60"



801 Tri-Table

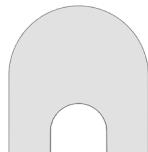


Curved
845 24" x 63"
844 27" x 85"

Horseshoe



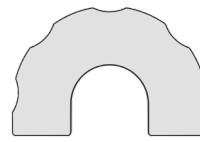
226




240



242



245



241

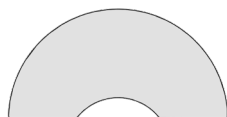


244

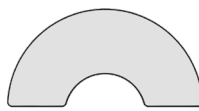
Kidney



220



221



222



223



225

ELO® Table Leg Styles



ELO -ADJ
Adjustable Square Legs
(Color: Smooth Silver or Textured Black)

ELO -EJA
Junior Adjustable Square Legs
(Color: Smooth Silver or Textured Black)



ELP -ADJ
Pin Adjustable Straight Round Legs
(Color: Smooth Silver)

ELP -EJA
Universal Pin Adjustable Straight Round Legs
(Color: Smooth Silver)



ELS -EJA
Universal Adjustable Straight Round Legs
(Color: Smooth Silver or Textured Black)



ELS -FX
Fixed Straight Round Legs
(Color: Smooth Silver)



ELS -MJA
Mini Junior Adjustable Straight Round Legs
(Color: Smooth Silver)



Accessories, Additional Options, & Assembly



Non-Marring Glide
(Standard on -EJA and -ADJ models. Optional on -FX and -MJA models.)



-HG
2.5" Grand Hank glide
(Standard on -FX and -MJA models. Optional on -EJA and -ADJ models.)



-FG
1.5" Soft Touch Glide


-SG
1.25" Steel Glide



-CA
Dual Wheel Soft Tread Locking Caster




-2CA
Wheelbarrow
(2 locking casters, 2 non-marring glides)



-LW
Wire Basket
(Color: Smooth Silver)



-P23CH
Plastic Book Box for ELS & ELP Legs
(Color: Charcoal)



-P14CH
Plastic Book Box for ELO Legs
(Color: Charcoal)



-TB_
3" Tote Tray Kit

R Y B G C
P O L T



-BPH
2" Backpack Hook
(Color: Matches leg color)



-GR
Grommet w/ Cover
(includes cutout)
(Color: Black)



-WM
Metal Wire Management
(only available on ELO® Rectangle and Court Tables. N/A on 48" Court Table w/ Pedestal Base. (Color: Textured Black)




-LMOD_
Laminate Modesty Panel



-9132 - Perforated Metal Modesty Panel for 42"L and 48"L Top

-9133 - Perforated Metal Modesty Panel for 54"L and 60"L Top

-9134 - Perforated Metal Modesty Panel for 72"L Top



Non-Standard Edge Band



Custom sizes

All modesty panels are only available on rectangle tables.



Power Supply Modules
(see back of catalog for options)

