

Café Tables



GIB7190-1844G4-A73-S03



GIB7077-1870G4-A73-S03

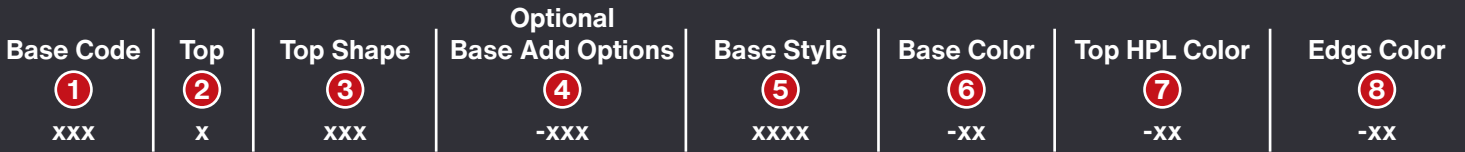


GIB7190-FTC7526G4-A73-S03

Flip and Nest with Flip Top Café Tables



How to Build Any Café Table Part Number




1 Base Code

GIB - Café Table Base
Ex: GIB7190-B1844G4

2 Top

6 - Laminate w/ 3mm Edge
7 - Laminate w/ Lotz Armor Edge™
Ex: GIB7190-B1844G4



3mm Edge Lotz AE™

3 Top Shape

Round
188 24" Dia.
189 30" Dia.
190 36" Dia.
191 42" Dia.
192 48" Dia.

Square
065 24"D x 24"L
077 30"D x 30"L
088 36"D x 36"L
098 42"D x 42"L
107 48"D x 48"L
(top 107 only available on Pedestal Base)
Ex: GIB7190-B1844G4

4 Optional Base Add Ons

-FTC - Flip Top with Casters (only available on top 189, 190, 192 and base 7526 and 7538)
-C - Casters (excludes pedestal base)
-B - Fixed Bar Height (42"H)
Ex: GIB7190-B1844G4

5 Base Style

Round tops
Tubular X-Base
7522 - top 188
7526 - top 189 and 190
7532 - top 191
7538 - top 192

Pedestal Base
1844 - top 188, 189 and 190
2244 - top 191 and 192

Square tops
Tubular X-Base
7522 - top 065
7526 - top 077
7532 - top 088
7538 - top 098

Pedestal Base
1870 - top 065, 077 and 088
1871 - top 098
1872 - top 107
Ex: GIB7190-B1844G4

6 Base Color

G4 - Smooth Silver
09 - Textured Black
Ex: GIB7190-B1844G4

6 Top HPL Color

Laminate Finishes

-04 Almond	-25 Grey Nebula
-Z09 American Cherry	-C88 Hardrock Maple
-A02 Asian Night	-60 Hollyberry
-32 Bannister Oak	-FV Honey Maple
-C97 Beachcomber	-A40 Island
-09 Black	-C99 Little Black Dress
-MD Blueberry Hill	-C51 Looks Likatré ¹
-C15 Buka Bark	-D11 Love Letters ¹
-B58 Burnt Strand	-A41 Ocean
-N5 Cassis	-SR Oiled Cherry
-A19 Chocolate Warp ¹	-D18 Picnic in the Park
-A73 Classic Linen	-D12 Sleeping In
-D19 Cookies & Cream	-D13 Summer Vacation
-05 Dove Grey	-D17 Vision Vava ¹
-Z01 Earthen Warp	-D22 Walnut Grove
-CV Folkstone	-03 White
-D69 Forsythia	-HL Woolamai Brush
-C98 Fresh Papaya	-L07 Wrought Iron
-94 Fusion Maple	

7 Edge Color

3mm Edge (6)

-04 Almond	-60 Hollyberry
-Z09 American Cherry	-FV Honey Maple
-A02 Asian Night	-A40 Island
-32 Bannister Oak	-C99 Little Black Dress
-C97 Beachcomber	-19 Nubian Brown ² (A19)
-09 Black	-A41 Ocean
-MD Blueberry Hill	-SR Oiled Cherry
-C15 Buka Bark	-CQ Pepperdust ² (C51)(D11)
-B58 Burnt Strand	-D18 Picnic in the Park
-A73 Classic Linen	-D12 Sleeping In
-D19 Cookies & Cream	-D22 Walnut Grove
-05 Dove Grey	-03 White
-Z01 Earthen Warp	-HL Woolamai Brush
-CV Folkstone ² (D17)	-L07 Wrought Iron ² (C51)
-D69 Forsythia	
-94 Fusion Maple	
-25 Grey Nebula	
-C88 Hardrock Maple	

Lotz Armor Edge™ (7)

Standard
Black
-S04 Dove Grey
-S05 Slate Grey
-S03 Indigo
Black AE™ is default if no color is chosen.

Premium⁶
-S25 Blue
-S23 Purple
-S22 Red
-S26 Orange
-S24 Green

Other Finishes Available⁶

-52MB Frosty White Markerboard
-09C Black Chemical Resistant

Additional Options

Non-Standard Edge Band
Custom Sizes
Power Supply Modules (n/a on Flip Top)

Standard HPL Color Selections



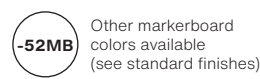
Standard AE™ Colors



Premium AE™ Colors⁶



Markerboard⁶



Standard Base Colors



All laminates and 3mm above are considered standard options. For a list of stocked options please view the standard finishes in the back of the catalog. Available quantities, sizes and lead times may vary based on market fluctuation. Contact customer service for lead times.

Disclaimer Guide

¹Matching edge banding is not available for these patterns.

²Complementary 3mm edge band color for unavailable patterns in parenthesis.

⁶Additional charges apply.

Black Chemical Resistant Top⁶

-09C Non-Black Chemical Resistant top also available. Call Estimating for details.