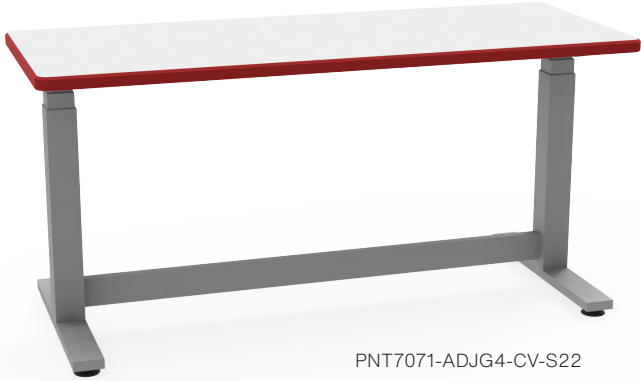



# Elevate Rectangle 2-Student Table



PNT7071-ADJG4-CV-S22



# How to Build Any Elevate 2-Student Table Part Number

## Base Style

1  
XXX

## Top

2  
X

## Top Shape

3  
XXX

## Base Height

4  
-XXX

## Base Color

5  
XX

## Top HPL Color

6  
-XX

## Edge Color

7  
-XX

## Accessories

8  
-XX

### 1 Base Style

PNT - Elevate Pneumatic Base  
Ex: PNT7071-ADJG4

### 2 Top

6 - Laminate w/ 3mm Edge  
7 - Laminate w/ Lotz Armor Edge™  
9 - Hardwood (1.25" thickness)  
Ex: PNT7071-ADJG4



3mm Edge

Lotz AE™

Hardwood

### 3 Top Shape

389 - Court  
(N/A on hardwood)  
071 - Rectangle  
Ex: PNT7071-ADJG4

### 4 Base Height

-ADJ - Adjustable Height  
Ex: PNT7071-ADJG4

### 5 Base Color

G4 - Smooth Silver  
Ex: PNT7071-ADJG4

### 6 Top HPL Color

#### Laminate Finishes

-04 Almond	-25 Grey Nebula
-Z09 American Cherry	-C88 Hardrock Maple
-A02 Asian Night	-60 Hollyberry
-32 Bannister Oak	-FV Honey Maple
-C97 Beachcomber	-A40 Island
-09 Black	-C99 Little Black Dress
-MD Blueberry Hill	-C51 Looks Likatré <sup>1</sup>
-C15 Buka Bark	-D11 Love Letters <sup>1</sup>
-B58 Burnt Strand	-A41 Ocean
-N5 Cassis	-SR Oiled Cherry
-A19 Chocolate Warp <sup>1</sup>	-D18 Picnic in the Park
-A73 Classic Linen	-D12 Sleeping In
-D19 Cookies & Cream	-D13 Summer Vacation
-05 Dove Grey	-D17 Vision Vava <sup>1</sup>
-Z01 Earthen Warp	-D22 Walnut Grove
-CV Folkstone	-03 White
-D69 Forsythia	-HL Woolamai Brush
-C98 Fresh Papaya	-L07 Wrought Iron
-94 Fusion Maple	

### 7 Edge Color

#### 3mm Edge (6)

-04 Almond	-60 Hollyberry
-Z09 American Cherry	-FV Honey Maple
-A02 Asian Night	-A40 Island
-32 Bannister Oak	-C99 Little Black Dress
-C97 Beachcomber	-19 Nubian Brown <sup>2</sup> (A19)
-09 Black	-A41 Ocean
-MD Blueberry Hill	-SR Oiled Cherry
-C15 Buka Bark	-CQ Pepperdust <sup>2</sup> (C51)(D11)
-B58 Burnt Strand	-D18 Picnic in the Park
-A73 Classic Linen	-D12 Sleeping In
-D19 Cookies & Cream	-D22 Walnut Grove
-05 Dove Grey	-03 White
-Z01 Earthen Warp	-HL Woolamai Brush
-CV Folkstone <sup>2</sup> (D17)	-L07 Wrought Iron <sup>2</sup> (C51)
-D69 Forsythia	
-94 Fusion Maple	
-25 Grey Nebula	
-C88 Hardrock Maple	

#### Lotz Armor Edge™ (7)

##### Standard

-S04 Dove Grey
-S05 Slate Grey
-S03 Indigo
Black AE™ is default if no color is chosen.

##### Premium<sup>6</sup>

-S25 Blue
-S23 Purple
-S22 Red
-S26 Orange
-S24 Green

### 8 Accessories

-FG Soft Touch Glides
-GR Grommet w/ Cover (includes cutout)
-WM Metal Wire Management

#### Standard Accessories Included

Grand Hank Glides & Locking Casters

### Additional Options

Non-Standard Edge Band  
Custom Sizes  
Power Supply Modules

#### Other Finishes Available<sup>6</sup>

-52MB Frosty White Markerboard
-09C Black Chemical Resistant

#### Standard HPL Color Selections



#### Standard AE™ Colors



#### Premium AE™ Colors<sup>6</sup>



#### Markerboard<sup>6</sup>



#### Standard Base Colors



All laminates and 3mm above are considered standard options. For a list of stocked options please view the standard finishes in the back of the catalog. Available quantities, sizes and lead times may vary based on market fluctuation. Contact customer service for lead times.

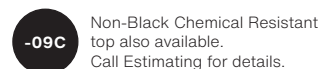
#### Disclaimer Guide

<sup>1</sup>Matching edge banding is not available for these patterns.

<sup>2</sup>Complementary 3mm edge band color for unavailable patterns in parenthesis.

<sup>6</sup>Additional charges apply.

#### Black Chemical Resistant Top<sup>6</sup>



## Accessories, Additional Options, & Assembly



-FG  
Soft Touch Glides



-GR  
Grommet w/ Cover  
(includes cutout)  
(Color: Black)



-WM  
Metal Wire Management  
(Color: Textured Black)



Non-Standard  
Edge Band



Custom Sizes



Power Supply Modules  
(see back of catalog  
for options)



UNASSEMBLED