


### Lotz Armor Edge™ Tops:

Lotz Armor Edge™ top is constructed of 1.125" thick MDF (medium density fiberboard) core. MDF is a superior material for screw holding abilities exceeding 250 lbs., breaking strength and load tests. The back material is phenolic which **prevents moisture penetration** to core material and provides an anti gum surface. The top material is high pressure laminate that is bonded to the **MDF core** making the total thickness of the top at 1.25". The 0.25" beveled radius edge is finished using our exclusive Lotz Armor Edge™, a polyurea, which is extremely strong and durable. **This edge will not separate from the MDF core material and makes the edge water tight.** Lotz Armor Edge™ default is black. Premium colors available.



### Standard Colors



### Premium Colors



### 3mm Tops:

The core material is 1.125" thick particle board with a phenolic backer sheet and high pressure laminate on top making the total thickness of the top at 1.25". 3mm PVC edge banding\* is applied to all sides, radius corners.



Optional top surface choices include **writable surface laminate** and most Wilsonart matte (-60) finish laminates with possible up charges. Other vendors available upon request.

\*3mm PVC edge banding is matching, unless otherwise specified. Complementary color available upon request.

### Legs:

Legs are 14-gauge steel tubes which are fully welded to a triangular 10-gauge mounting plate, 1" (ELO) or 1.75" (ELP & ELS) x 14-gauge insert. The mounting plate is secured to the top with six metal-to-metal threaded inserts and 1/4"-20x19mm joint connector bolts (included). Legs are positioned at the widest point of the desk to improve stability and to provide more knee clearance. Finish colors are powder-coated smooth silver (G4) or textured black finish (09). See chart below for color availability for each leg type. Finished off with a 1 3/8" adjustment nylon glide with 3/8"-16 thread x 1". (Grand Hank glides are standard on the ELS fixed and Mini Jr. adjustable legs.)

### ELO® Leg Options\*

| Leg Type       | Adjustment                                    | Height Range                                 | Color Options                                      |
|----------------|---|--|--|
| ELO -ADJ/-EJA* | 1.25" Adjustable Square Legs                  | -ADJ: 26.25 - 31.25"<br>-EJA: 21.25 - 26.25" | (G4) Smooth Silver (standard), (09) Textured Black |
| ELP -ADJ/-EJA* | 2" Pin Adjustable Straight Round Legs         | -ADJ: 26.25 - 40.25"<br>-EJA: 20.25 - 30.25" | (G4) Smooth Silver (standard), (09) Textured Black |
| ELS -ADJ/EJA*  | 2" Adjustable Straight Round Legs             | -ADJ: 26.25 - 41.25"<br>-EJA: 21.25 - 34.25" | (G4) Smooth Silver (standard), (09) Textured Black |
| ELS -FX        | 2" Fixed Straight Round Legs                  | 29.36"                                       | (G4) Smooth Silver (standard)                      |
| ELS -MJA*      | 2" Adjustable Mini Junior Straight Round Legs | 12 - 19"                                     | (G4) Smooth Silver (standard)                      |

\*Heights listed above are for overall desk height with standard glides. For overall desk height with casters, add 2.11". Height remains the same when adding casters to ELS -FX Legs.

### Shipping Class: 70

**NMFC:** Tops: 83620-2, Legs: 097720

**Assembly:** Unassembled


### Standard Features:



Adjustable legs adjust in 1" increments (ELO & ELS legs)



Pin adjustable legs adjust in 1" increments (ELP legs)



Legs positioned at widest point of table for stability and attached via threaded metal inserts and bolts



1.375" non-marring glide (Optional ONLY on the ELS -FX & ELS -MJA)



2.5" Grand Hank glide (-HG) (Standard ONLY on the ELS -FX & ELS -MJA)



## Pre-Kindergarten

| Lotz AE™ Top | AE™ Wgt | 3mm Top     | 3mm Wgt | Description                         | Top D" x L"     | Table H" | Table H" w/ Casters* |
|--------------|---------|-------------|---------|-------------------------------------|-----------------|----------|----------------------|
| ELS7190-MJA  | 53      | ELS6190-MJA | 51      | 4 Mini Jr. Adj. Straight Round Legs | 36 <sup>▲</sup> | 12 - 19  | 14.11 - 21.11        |
| ELS7191-MJA  | 67      | ELS6191-MJA | 64      | 4 Mini Jr. Adj. Straight Round Legs | 42              | 12 - 19  | 14.11 - 21.11        |
| ELS7192-MJA  | 83      | ELS6192-MJA | 79      | 4 Mini Jr. Adj. Straight Round Legs | 48              | 12 - 19  | 14.11 - 21.11        |
| ELS7194-MJA  | 120     | ELS6194-MJA | 114     | 4 Mini Jr. Adj. Straight Round Legs | 60              | 12 - 19  | 14.11 - 21.11        |

## Pre-Kindergarten - 3rd Grade

| Lotz AE™ Top | AE™ Wgt | 3mm Top     | 3mm Wgt | Description                           | Top D" x L"     | Table H"      | Table H" w/ Casters* |
|--------------|---------|-------------|---------|---------------------------------------|-----------------|---------------|----------------------|
| ELO7190-EJA  | 51      | ELO6190-EJA | 49      | 4 Jr. Adj. Square Legs                | 36              | 21.25 - 26.25 | 23.36 - 28.36        |
| ELS7190-EJA  | 59      | ELS6190-EJA | 57      | 4 Jr. Adj. Straight Round Legs ↓↑     | 36 <sup>▲</sup> | 21.25 - 34.25 | 23.36 - 36.36        |
| ELP7190-EJA  | 57      | ELP6190-EJA | 55      | 4 Jr. Pin Adj. Straight Round Legs ↓↑ | 36 <sup>▲</sup> | 20.25 - 30.25 | 22.36 - 32.36        |
| ELO7191-EJA  | 65      | ELO6191-EJA | 62      | 4 Jr. Adj. Square Legs                | 42              | 21.25 - 26.25 | 23.36 - 28.36        |
| ELS7191-EJA  | 73      | ELS6191-EJA | 70      | 4 Jr. Adj. Straight Round Legs ↓↑     | 42              | 21.25 - 34.25 | 23.36 - 36.36        |
| ELP7191-EJA  | 71      | ELP6191-EJA | 68      | 4 Jr. Pin Adj. Straight Round Legs ↓↑ | 42              | 20.25 - 30.25 | 22.36 - 32.36        |
| ELO7192-EJA  | 81      | ELO6192-EJA | 77      | 4 Jr. Adj. Square Legs                | 48              | 21.25 - 26.25 | 23.36 - 28.36        |
| ELS7192-EJA  | 89      | ELS6192-EJA | 85      | 4 Jr. Adj. Straight Round Legs ↓↑     | 48              | 21.25 - 34.25 | 23.36 - 36.36        |
| ELP7192-EJA  | 87      | ELP6192-EJA | 83      | 4 Jr. Pin Adj. Straight Round Legs ↓↑ | 48              | 20.25 - 30.25 | 22.36 - 32.36        |
| ELO7194-EJA  | 118     | ELO6194-EJA | 112     | 4 Jr. Adj. Square Legs                | 60              | 21.25 - 26.25 | 23.36 - 28.36        |
| ELS7194-EJA  | 126     | ELS6194-EJA | 120     | 4 Jr. Adj. Straight Round Legs ↓↑     | 60              | 21.25 - 34.25 | 23.36 - 36.36        |
| ELP7194-EJA  | 124     | ELP6194-EJA | 118     | 4 Jr. Pin Adj. Straight Round Legs ↓↑ | 60              | 20.25 - 30.25 | 22.36 - 32.36        |

## 4th Grade and Up


| Lotz AE™ Top | AE™ Wgt | 3mm Top     | 3mm Wgt | Description                       | Top D" x L"     | Table H"      | Table H" w/ Casters* |
|--------------|---------|-------------|---------|-----------------------------------|-----------------|---------------|----------------------|
| ELO7190-ADJ  | 53      | ELO6190-ADJ | 51      | 4 Adj. Square Legs                | 36              | 26.25 - 31.25 | 28.36 - 33.36        |
| ELS7190-FX   | 53      | ELS6190-FX  | 51      | 4 Adj. Square Legs                | 36 <sup>▲</sup> | 29.36         | 29.36                |
| ELS7190-ADJ  | 61      | ELS6190-ADJ | 59      | 4 Fixed Straight Round Legs       | 36 <sup>▲</sup> | 26.25 - 41.25 | 28.36 - 43.36        |
| ELP7190-ADJ  | 61      | ELP6190-ADJ | 59      | 4 Adj. Straight Round Legs ↓↑     | 36 <sup>▲</sup> | 26.25 - 40.25 | 28.36 - 42.36        |
| ELO7191-ADJ  | 67      | ELO6191-ADJ | 64      | 4 Pin Adj. Straight Round Legs ↓↑ | 42              | 26.25 - 31.25 | 28.36 - 33.36        |
| ELS7191-FX   | 67      | ELS6191-FX  | 64      | 4 Fixed Straight Round Legs       | 42              | 29.36         | 29.36                |
| ELS7191-ADJ  | 75      | ELS6191-ADJ | 72      | 4 Adj. Straight Round Legs ↓↑     | 42              | 26.25 - 41.25 | 28.36 - 43.36        |
| ELP7191-ADJ  | 75      | ELP6191-ADJ | 72      | 4 Pin Adj. Straight Round Legs ↓↑ | 42              | 26.25 - 40.25 | 28.36 - 42.36        |
| ELO7192-ADJ  | 83      | ELO6192-ADJ | 79      | 4 Adj. Square Legs                | 48              | 26.25 - 31.25 | 28.36 - 33.36        |
| ELS7192-FX   | 83      | ELS6192-FX  | 79      | 4 Fixed Straight Round Legs       | 48              | 29.36         | 29.36                |
| ELS7192-ADJ  | 91      | ELS6192-ADJ | 87      | 4 Adj. Straight Round Legs ↓↑     | 48              | 26.25 - 41.25 | 28.36 - 43.36        |
| ELP7192-ADJ  | 91      | ELP6192-ADJ | 87      | 4 Pin Adj. Straight Round Legs ↓↑ | 48              | 26.25 - 40.25 | 28.36 - 42.36        |
| ELO7194-ADJ  | 120     | ELO6194-ADJ | 114     | 4 Adj. Square Legs                | 60              | 26.25 - 31.25 | 28.36 - 33.36        |
| ELS7194-FX   | 120     | ELS6194-FX  | 114     | 4 Fixed Straight Round Legs       | 60              | 29.36         | 29.36                |
| ELS7194-ADJ  | 128     | ELS6194-ADJ | 122     | 4 Adj. Straight Round Legs ↓↑     | 60              | 26.25 - 41.25 | 28.36 - 43.36        |
| ELP7194-ADJ  | 128     | ELP6194-ADJ | 122     | 4 Pin Adj. Straight Round Legs ↓↑ | 60              | 26.25 - 40.25 | 28.36 - 42.36        |

↓↑ indicates sit to stand. \*Casters not included in price.


**Optional Features:** See catalog for color options.




Markerboard Top (-\_\_MB)  
Chemical resistant top (09C)



Metal book box (-AB)  
19.12"W x 14.83"D x 4.25"H  
(N/A on ELO6(7)190)



Metal book box (-DB)  
20"W x 18.31"D x 4.44"H  
(N/A on ELO6(7)190)



Metal book box (-LB)  
14.75"W x 16.31"D x 4.19"H

SUMMER 2022




Plastic Book Box (-P14CH)  
13.75"W x 14.83"D x 4.16"H  
for ELO Legs

SUMMER 2022



Plastic Book Box (-P23CH)  
22.07"W x 16.5"D x 4.68"H  
for ELS & ELP Legs



Wire Basket (-LW)



Tote tray kit (-TB\_)  
(Clear is standard, see catalog for color selection.)



1.5" Soft touch glide (-FG)  
1.25" Steel glide (-SG)  
2.5" Grand Hank glide (-HG)



Dual wheel soft tread locking caster (-CA)  
Wheelbarrow option (-2CA)



2" Backpack hooks (-BPH)  
Swivel cup holder (-SCH)



Power modules (See catalog for module options.)  
Grommet (-GR)