


Lotz Armor Edge™ Tops:

Lotz Armor Edge™ top is constructed of 1.125" thick MDF (medium density fiberboard) core. MDF is a superior material for screw holding abilities exceeding 250 lbs., breaking strength and load tests. The back material is phenolic which **prevents moisture penetration** to core material and provides an anti gum surface. The top material is high pressure laminate that is bonded to the **MDF core** making the total thickness of the top at 1.25". The 0.25" beveled radius edge is finished using our exclusive Lotz Armor Edge™, a polyurea, which is extremely strong and durable. **This edge will not separate from the MDF core material and makes the edge water tight.** Lotz Armor Edge™ default is black. Premium colors available.



Standard Colors



Premium Colors



3mm Tops:

The core material is 1.125" thick particle board with a phenolic backer sheet and high pressure laminate on top making the total thickness of the top at 1.25". 3mm PVC edge banding* is applied to all sides, radius corners.



Optional top surface choices include **writable surface laminate** and most Wilsonart matte (-60) finish laminates with possible up charges. Other vendors available upon request.

*3mm PVC edge banding is matching, unless otherwise specified. Complementary color available upon request.

Legs:

Legs are 14-gauge steel tubes which are fully welded to a triangular 10-gauge mounting plate, 1" (ELO) or 1.75" (ELP & ELS) x 14-gauge insert. The mounting plate is secured to the top with six metal-to-metal threaded inserts and 1/4"-20x19mm joint connector bolts (included). Legs are positioned at the widest point of the desk to improve stability and to provide more knee clearance. Finish colors are powder-coated smooth silver (G4) or textured black finish (09). See chart below for color availability for each leg type. Finished off with a 1 3/8" adjustment nylon glide with 3/8"-16 thread x 1". (Grand Hank glides are standard on the ELS fixed and Mini Jr. adjustable legs.)

ELO® Leg Options*

Leg Type	Adjustment	Height Range	Color Options
ELO -ADJ/-EJA*	1.25" Adjustable Square Legs	-ADJ: 26.25 - 31.25" -EJA: 21.25 - 26.25"	(G4) Smooth Silver (standard), (09) Textured Black
ELP -ADJ/-EJA*	2" Pin Adjustable Straight Round Legs	-ADJ: 26.25 - 40.25" -EJA: 20.25 - 30.25"	(G4) Smooth Silver (standard), (09) Textured Black
ELS -ADJ/EJA*	2" Adjustable Straight Round Legs	-ADJ: 26.25 - 41.25" -EJA: 21.25 - 34.25"	(G4) Smooth Silver (standard), (09) Textured Black
ELS -FX	2" Fixed Straight Round Legs	29.36"	(G4) Smooth Silver (standard), (09) Textured Black
ELS -MJA*	2" Adjustable Mini Junior Straight Round Legs	12 - 19"	(G4) Smooth Silver (standard), (09) Textured Black

*Heights listed above are for overall desk height with standard glides. For overall desk height with casters, add 2.11". Height remains the same when adding casters to ELS -FX Legs.

Shipping Class: 70

NMFC: Tops: 83620-2, Legs: 097720

Assembly: Unassembled


Standard Features:



Adjustable legs adjust in 1" increments (ELO & ELS legs)



Pin adjustable legs adjust in 1" increments (ELP legs)



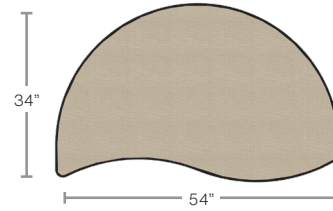
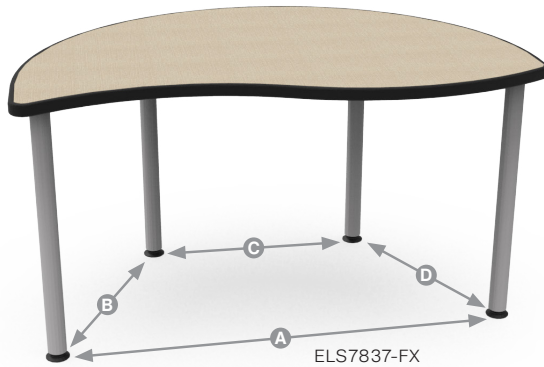
Legs positioned at widest point of table for stability and attached via threaded metal inserts and bolts



1.375" non-marring glide (Optional ONLY on the ELS -FX & ELS -MJA)



2.5" Grand Hank glide (-HG) (Standard ONLY on the ELS -FX & ELS -MJA)



Leg Spacing"	A	B	C	D
ELO	50.02	28.33	24.96	25.36
ELS/ELP	46.2	23.74	22.87	22.4

Pre-Kindergarten

Lotz AE™ Top	AE™ Wgt	3mm Top	3mm Wgt	Description	Top D" x L"	Table H"	Table H" w/ Casters*
ELS7837-MJA	70	ELS6837-MJA	67	XL 4 Mini Jr. Adj. Straight Round Legs	34 x 54	12 - 19	14.11 - 21.11

Pre-Kindergarten - 3rd Grade

Lotz AE™ Top	AE™ Wgt	3mm Top	3mm Wgt	Description	Top D" x L"	Table H"	Table H" w/ Casters*
ELO7837-EJA	68	ELO6837-EJA	65	XL 4 Jr. Adj. Square Legs	34 x 54	21.25 - 26.25	23.36 - 28.36
ELS7837-EJA	76	ELS6837-EJA	73	XL 4 Jr. Adj. Straight Round Legs ↓↑	34 x 54	21.25 - 34.25	23.36 - 36.36
ELP7837-EJA	74	ELP6837-EJA	71	XL 4 Jr. Pin Adj. Straight Round Legs ↓↑	34 x 54	20.25 - 30.25	22.36 - 32.36

4th Grade and Up


Lotz AE™ Top	AE™ Wgt	3mm Top	3mm Wgt	Description	Top D" x L"	Table H"	Table H" w/ Casters*
ELO7837-ADJ	70	ELO6837-ADJ	67	XL 4 Adj. Square Legs	34 x 54	26.25 - 31.25	28.36 - 33.36
ELS7837-FX	70	ELS6837-FX	67	XL 4 Fixed Straight Round Legs	34 x 54	29.36	29.36
ELS7837-ADJ	78	ELS6837-ADJ	75	XL 4 Adj. Straight Round Legs ↓↑	34 x 54	26.25 - 41.25	28.36 - 43.36
ELP7837-ADJ	78	ELP6837-ADJ	75	XL 4 Pin Adj. Straight Round Legs ↓↑	34 x 54	26.25 - 40.25	28.36 - 42.36

↓↑ indicates sit to stand. *Casters not included in price.


Optional Features: See catalog for color options.




Markerboard Top (-_MB)
Chemical resistant top (09C)



Metal book box (-AB)
19.12"W x 14.83"D x 4.25"H



Metal book box (-DB)
20"W x 18.31"D x 4.44"H




Metal book box (-LB)
14.75"W x 16.31"D x 4.19"H



Plastic Book Box (-P14CH)
13.75"W x 14.83"D x 4.16"H
for ELO Legs



Plastic Book Box (-P23CH)
22.07"W x 16.5"D x 4.68"H
for ELS & ELP Legs



Wire Basket (-LW)



Tote tray kit (-TB_)
(Clear is standard, see catalog for color selection.)



1.5" Soft touch glide (-FG)
1.25" Steel glide (-SG)
2.5" Grand Hank glide (-HG)



Dual wheel soft tread locking caster (-CA)
Wheelbarrow option (-2CA)



2" Backpack hooks (-BPH)
Swivel cup holder (-SCH)



Power modules (See catalog for module options.)
Grommet (-GR)