

# Influence Collection Elevate Teacher's Desk and Storage Pedestal



RB9205-163023-HC


KPT7071-ADJ

## Products Shown In Room


Elevate Teacher's Desk  
Storage Pedestal  
ELO® Mini Tide Desk  
ELO® Kidney Table  
Book Nook Single Sided Bookcase  
Triple Wide Tote Storage - 18 Totes

## Model #

KPT7071-ADJ  
RB9205-163023-HC  
ELS7811-ADJ  
ELS7222-ADJ  
LRS1100-AL-483612  
SSG0334-OAC



# Influence Collection - Elevate Teacher's Desk and Storage Pedestal



Top sizes available for  
Elevate Teacher's Desk

24"D x 48"L	30"D x 48"L
24"D x 60"L	30"D x 60"L
24"D x 72"L	30"D x 72"L

## Elevate Teacher's Desk Overview


- Base Overview:** Precision steel tube, "T" style lift counter balance with (2) "T" style lift bases, four Grand Hank glides(overall height range is 28" - 47.5") and four dual wheel soft tread locking casters(overall height range is 30.25" - 49.75"), smooth silver (standard) or textured black finish
- Laminate Top:** 1.25" high pressure laminate (HPL) with phenolic backer
- Top Edge Type:** Beveled Lotz Armor Edge™ (standard) or WB standard 3mm PVC edge banding (optional)
- Finish:** Choice of WB standard high pressure laminate (HPL), markerboard (check availability of non-standard colors, minimum order may apply)
- Options:** Non-WB standard laminate, markerboard top (-\_\_MB) or black chemical resistant top (-09C), Soft Touch glides, non-standard edge band, casters, grommets, metal wire management & power supply modules

## Storage Pedestal Overview

- Classic Finish (/C):** Double sided thermal fused laminate (TFL)
- Premium Finish (/P):** Double sided high pressure laminate (HPL)
- Case:** Fully doweled 0.75" sides, back, bottom and sub-top/sub-bottom, matching 3mm PVC edge banding
- Top:** 1" matching top on cabinets, matching 3mm PVC edge banding (complimentary color available upon request)
- Drawers:** 0.75" matching front w/3mm PVC edge banding, 4" satin nickel pulls, standard full extension side mount steel ball bearing glides
- Base:** Integrated, matching fully finished 4" base and 3mm PVC edge banding, 4 non-locking hidden dual wheel casters (casters require field assembly)
- Finish:** Choice of standard colors (check availability of non-standard colors, minimum orders may apply)
- Options:** Non-standard edge band, Disc Tumbler locks



Our most durable edge is strong enough to stand up to everyday abuse and is virtually indestructible. Perfect for table tops, benches and stools, this unique edge coating allows for easy clean-up from lunchroom spills or a deep, steam cleaning when needed. By removing the biggest concern of separation from the top along with resistance to bacteria and moisture, Lotz Armor Edge™ comes with a proven track record for long-term durability.



## Standard HPL Colors\* See 'WB Finishes' section for available edge banding colors. Standard TFL Colors are also available for Storage Pedestals

<b>-Z09</b> American Cherry	<b>-A02</b> Asian Night	<b>-32</b> Bannister Oak	<b>-R01</b> Blue Agave	<b>-C15</b> Buka Bark	<b>-B58</b> Burnt Strand	<b>-04</b> Almond	<b>-09</b> Black	<b>-N5</b> Cassis	<b>-05</b> Dove Grey	<b>-CV</b> Folkstone	<b>-C97</b> Beachcomber	<b>-A19</b> Chocolate Warp	<b>-A73</b> Classic Linen
<b>-D08</b> Eggplant	<b>-94</b> Fusion Maple	<b>-FV</b> Honey Maple	<b>-KB</b> Hardrock Maple	<b>-C99</b> Little Black Dress	<b>-D11</b> Love Letters	<b>-D69</b> Forsythia	<b>-C98</b> Fresh Papaya	<b>-60</b> Hollyberry	<b>-A40</b> Island	<b>-MD</b> Blueberry Hill	<b>-D19</b> Cookies & Cream	<b>-Z01</b> Earthen Warp	<b>-25</b> Grey Nebula
<b>-SR</b> Oiled Cherry	<b>-D18</b> Picnic in the Park	<b>-D12</b> Sleeping In	<b>-T01</b> Sprout	<b>-C09</b> Tangerine	<b>-D22</b> Walnut Grove	<b>-A41</b> Ocean	<b>-D13</b> Summer Vacation	<b>-03</b> White	<b>-L07</b> Wrought Iron		<b>-HL</b> Woolamai Brush	<b>-D17</b> Vision Vava	

**Additional Formica, Wilsonart and Panolam laminates available. Call Estimating for a custom quote.**

**Lotz Armor Edge™ Options**

<b>-52MB</b> White Markerboard	<b>-S04</b> Black (standard)	<b>-S05</b> Dove Grey	<b>-S03</b> Slate Grey	<b>-S07</b> Indigo	<b>-S07</b> Plum
-----------------------------------	---------------------------------	--------------------------	---------------------------	-----------------------	---------------------

**Other markerboard colors available (see 'WB Finishes' section)**

\*Standard options available without additional fees. Quantities, sizes, and lead times vary. Contact customer service for lead time.

Specifications are subject to change. Product images are for illustrative purposes only and may differ from the actual product.